




Hunting

To start Hunting, open your phone via F1 and click on the Job Centre app.  and or type Job Centre and scroll down to Hunting and select it.

Head up to the Hunting Lodge . **HuntingZone:** Enter the building and you will see a ped by the counter. Use your left alt muscle and a menu will pop up. From there, you can rent a knife to use and purchase a Hunting license.

After that, head to the hunting zone . **HuntingLodge:** Once you enter the hunting zone, you will receive the hunting rifle. Press 'G' to use the elk whistle. Once you've done so, a red circle will appear where the animal is. Find the animal and shoot it. Make sure to have your knife out when walking up to the carcass. You will receive a prompt to skin the animal. The condition of the leather will depend on where you shoot the animal.

When you're ready to sell your items, head to the selling point . **HuntingSell:** You will see a white circle by a door, walk up to it and you will receive a prompt to sell your items.

Job Progression

Title	Unlocked At	Starting Ammo	Weapon	Description
Amateur	-	30	-	-
Enthusiast	60 Animals	60	-	Ambient mountain lions will ignore you.
Marksman	200 Animals	90	Thermal Optics	