

Getting Started






- [What is Roleplay?](#)
- [New Player Guide](#)
- [Optimal Game Settings](#)
- [Keybinds](#)
- [Player Housing](#)
 - [Getting a house for the first time](#)
 - [Inactive Houses](#)
 - [Relocating your House](#)

What is Roleplay?

The purpose of roleplay is to create a virtual environment where players can engage in various in-game activities, interact with each other, and simulate real-life scenarios within the game. Simply put, your goal is to have fun while having meaningful interactions with other players.

New Player Guide

Help! I just got off the train station and don't know what to do.

1. Finish customizing your character at a **Clothing Store**  and **Barber Shop** .
2. Visit the **DMV**  to complete your driving test and obtain your license. A valid non-expired Driver License is required to buy a vehicle at the dealership.
3. Visit the dealership  to browse the car catalog.
4. Buy a phone at any **Store**  and select a [job](#).
5. Have fun! Make sure to review the [Community Rules](#) before interacting with other players.


Why am I unable to buy a gun?

New players are unable to obtain a gun license until they have sufficient playtime in the city. As a new player, your focus should be on learning and familiarizing yourself with the basics and game mechanics -- not on killing people.

I keep getting robbed or killed constantly. What am I doing wrong?

The best way to avoid getting robbed or killed is to avoid high crime areas and the south part of the city.

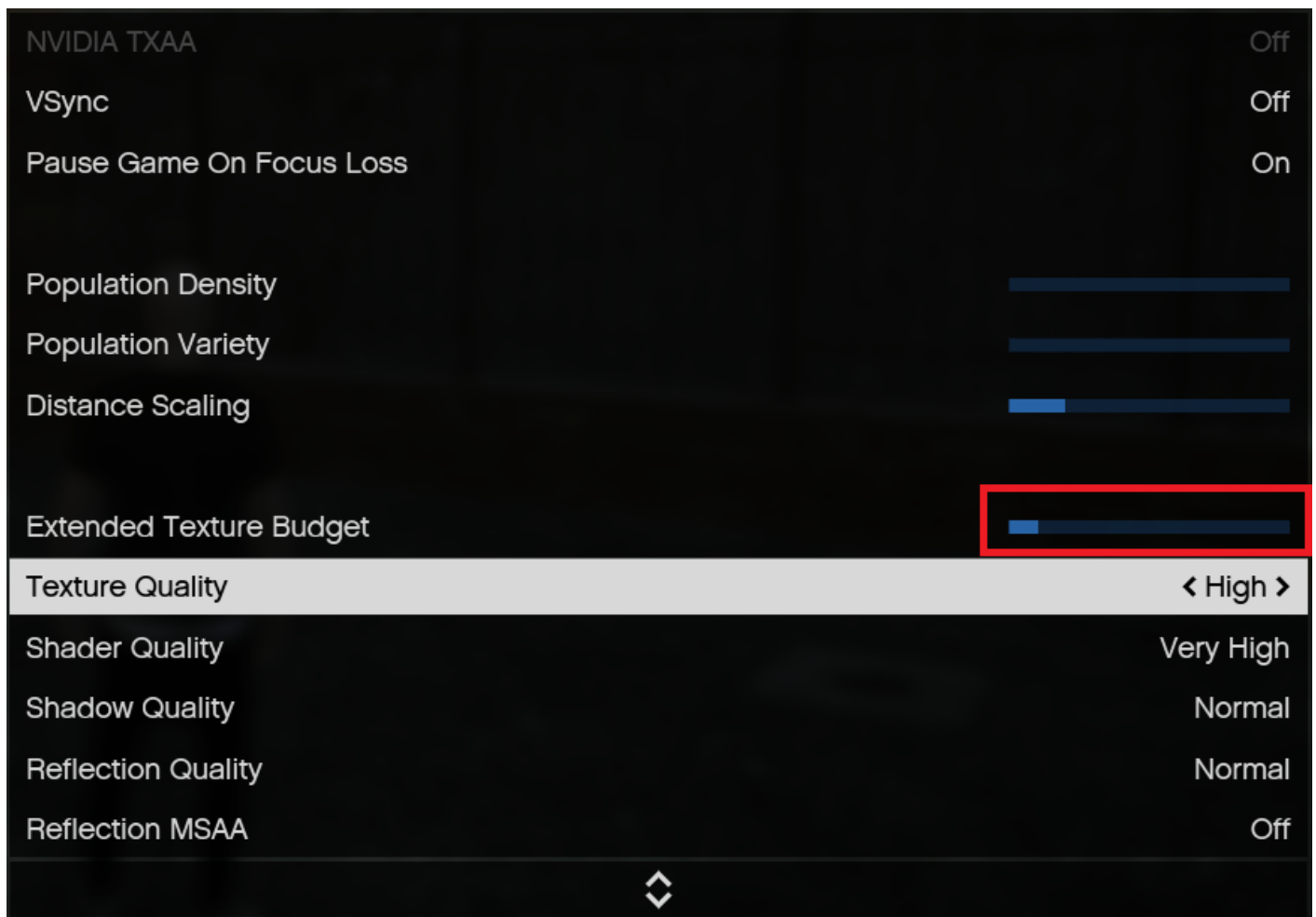
How do I create a new character?

There is no such thing as *multiple characters* in this server. For all purposes, players have **one** character and can hold multiple whitelisted jobs without having to 'switch' between different personas. If you misspelled your name, request a name change at the **DMV**  for free! Your character appearance can be fully changed at the **Clothing Store / Barber Shop**.

Optimal Game Settings

Texture Loss Issues

Depending on how much video memory (VRAM) you have, texture quality should be set to High or lower. Having textures on **Very High** will/can cause issues on lower end systems. If you are experiencing texture loss in populated areas of the map, try turning your [Extended Texture Budget](#) one or two notches to the right. This slider should generally be kept as low as possible, raising your extended budget too high may cause frame drops and/or game hanging issues.



'Stuck in Sky' Issue when Loading

This is usually caused by network issues. Check your network connection, ping and packet loss (PL) values and try playing on a wired connection.

I play on an ultrawide monitor. My HUD is broken.

In the FiveM main menu, click on the Settings icon. and enable the **Fixed-size NUI** option.

Keybinds

F1 - Open Phone

F2 - Open Inventory

F3 - Show ID number

F4 - Emote Menu

F7 - View charges/invoices

F8 - Open Console

M - Puts your hands up

F - Enter/Exit vehicle

Right Shift (whilst in a vehicle) - Fuel Level / Odometer / Speed / Engine Temp. / Oil Level

T - Open /command menu

B - Point Finger

X - Cancel Emote / Cancel Vehicle Fueling

U - Lock/Unlock Vehicle

Y - Open Trunk

NUMPAD+ or '/engine start/stop' - Start/Stop engine

V - Change point of view

TAB - See inventory hotbar

` - Toggle Voice Range

Left Alt - Contextual Menu (Third eye)

Left CTRL - Lurk/sneak

/carry - Picks up downed players when no AMR in-city.

Left Alt (whilst in phone) - this allows the user to switch between camera/mouse focus.


Esc > Settings > Display > Safezone Size (adjusts your in-game player HUD)

Player Housing

Getting a house for the first time

The only way to get a house in city is through benefits of specific tiers on our [Patreon](#). The minimum tier needed for requesting your first house is Diamond. Once you have pledged, you can request a house in-city free of charge.

I've purchased Diamond supporter, how do I get my house now?

Find a house in city that does not have a   or  flip. Once you have found one you like go up to the front door and do /requesthouse. Follow the prompts that appear.

You've just requested your first house! Now you will have to wait for approval (or disapproval). This process can take a few days to a week. Housing is done in bulk and when there is an influx in them. You will be notified in supporter chat when it is approved/denied.

Note: It is NOT recommended to rent a house from another player, as this numerous issues can occur from this such as; items being stolen, owner being inactive for a period of time and the house is deleted. See [here](#) for more information regarding inactive houses.


Inactive Houses

Player-owned houses are deleted if the owner is inactive for 90ish days. This occurs so other players have a chance at housing. Any lost inventories as a result of the deletion **cannot** be reimbursed.

Relocating your House

Tired of your current house? Want to move to a new location? You can do so from pledging to our [Patreon](#). The minimum tier needed to do this is Gold.

How do I relocate my house in game?

Find a house that you like and does not have a . Stand in front of the door and do /requesthouse. Follow the prompts that appear. After you submitted your relocation, you will have to wait for approval/disapproval. This process can take a few days to a week. You will be approved in supporter chat when it is approved/denied.